

*I*ntegrate | *E*ngineer | *C*are



A New League of Grandeur
& Luxury For The Elite





IEC Lifts proudly announces a new range of luxurious lifts specially crafted for your Villa/Pent house. IEC Lifts's Villa and Pent house lifts are designed specially for embellishing bungalows, duplex villas, pent houses, condominium and showrooms.

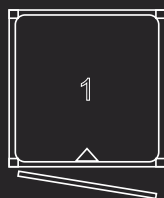


Villa / Pent House - Home LIFTS

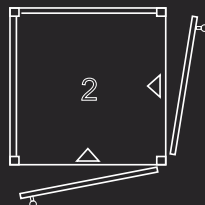
- Passenger Capacity range - 3 to 8 Passengers
- Max No Of Stops - 4 to 5
- Speed - 0.2 / 0.5 MPS
- Entrance - Opposite / Side Possible
- Glass Panel - Rear /Side possible
- Type Of Doors - Manual / Automatic
- Lift Shaft Min. Dimensions - 1200 mm W X 1200 mm D for Basic Model
- Min. Pit depth - 600 mm
- Overhead Required - 3200 mm
- Car Wall Options - M.S. / S.S. / Glass / Designer As per client choice
- Flooring Options - Wooden / Granite / PVC anti skid as per client choice
- Door Options - M.S. / S.S./ Glass / Designer As per client choice
- Display Options - Seven Segment / Dot matrix / LCD



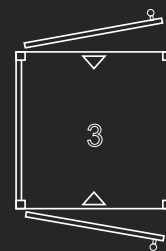
SINGLE ENTRY



ADJACENT ENTRY



OPPOSITE ENTRY



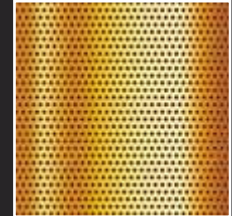
FALSE CEILING



COP / LOP



CAR PANEL DESIGNER SHEET



Watch Interview
at Youtube link

Youtube Link :
JNf-TEv4fWk

GET IN TOUCH WITH US



TM

Intellect Elemech Company Pvt. Ltd.
Lifts & Autoparking Solutions

548 / 3 / E, Vishnu Malati Industrial Estate,
S. No. 77/1, Shivane, Pune - 411023, INDIA.
Tel. : +91 2025290206 Mob. : + 91 8605002494
Email : info@ieclifts.com
Visit us : www.ieclifts.com

IEC LIFTS reserves the right to change all or part of the specifications shown without prior notice

